



Find and stick.  
Знайди та наклеї.



1. Turn to the back of the Workbook, find the appropriate stickers and stick them on the page.



2

Listen and match. Then, colour.

Послухай та поєднай. Потім розмалюй.



1

2



3


Draw or stick a picture of yourself.

Намалюй себе або наклеї фотографію.



2. Listen to the CD and match the numbers to the corresponding greetings. Then, colour in the ponies.

3. Draw or stick a picture of yourself. Present your picture and introduce yourself to the class.




Listen and match. Then, colour.


Послухай та поєднай. Потім розмалюй.




1






2



1. Listen to the two exchanges on the CD and match each number to the corresponding picture.



Draw roses according to the numbers. Then, colour.  
Намалюй троянди відповідно до цифр. Потім розмалюй.



1. Draw roses in the numbers according to each number. Then, colour in the roses and the numbers.